



ಬೃಹತ್ ಬೆಂಗಳೂರು ಮಹಾನಗರ ಪಾಲಿಕೆ
Bruhat Bengaluru Mahanagara Palike



BBMP COVID-19 WAR ROOM 12.09.2021



ABSTRACT OF COVID-19 CASES IN BENGALURU



	MALE	FEMALE	TRANSGENDER	MALE	FEMALE	TRANSGENDER	TOTAL	
	Last 24 Hours	Last 24 Hours	Last 24 Hours	Cumulative	Cumulative	Cumulative	Last 24 Hours	Cumulative
Positive Cases	138	117	0	7,41,732	4,99,539	154	255	12,41,425
Recovered Cases	60	47	0	7,28,091	4,89,763	146	107	12,18,000
Death Cases	5	1	0	10,164	5,886	4	6*	16,054
Total Tests Done	In Last 24 hrs : 54,298					Cumulative : 1,91,75,221		
ACTIVE CASES					7,371			

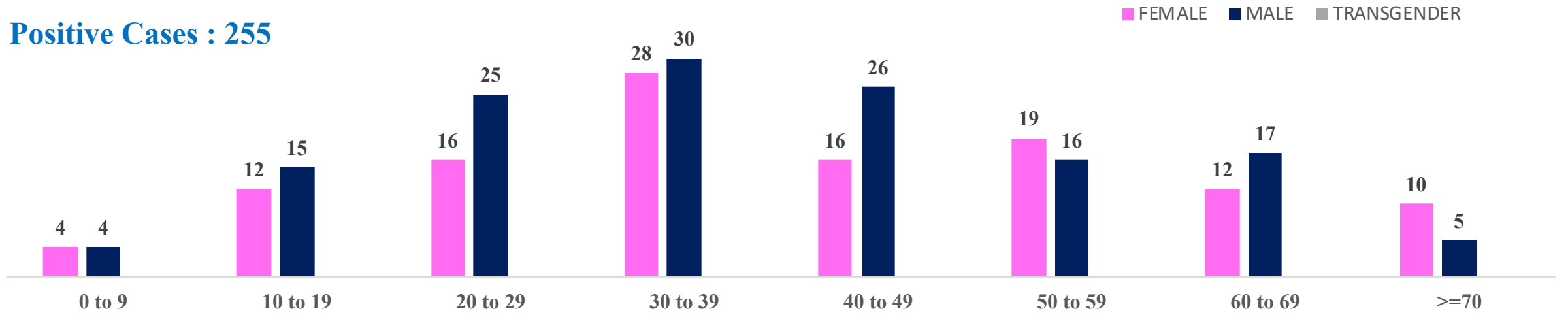
*Covid deaths occurred today : 01 | Covid deaths occurred beyond last 24 hrs., reported today : 05



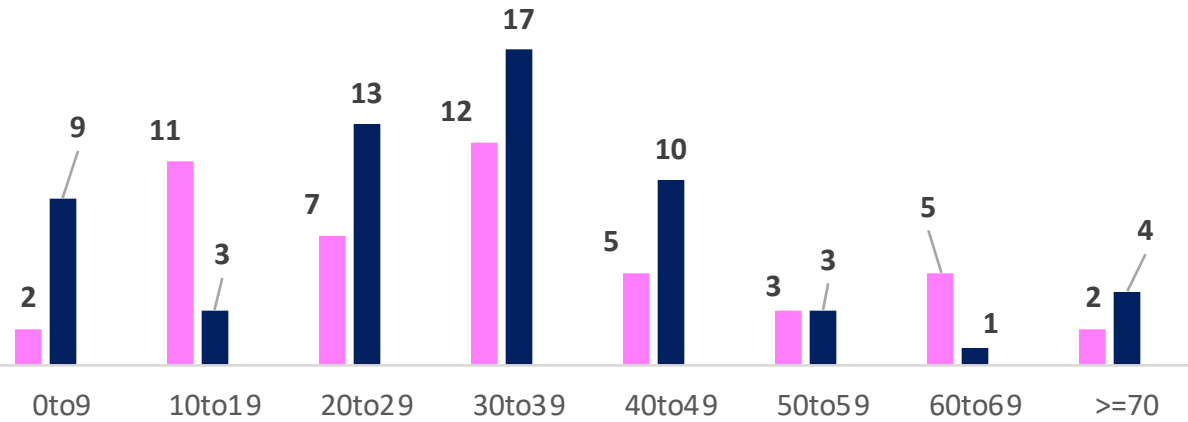
LAST 24 HOURS AGE GROUP AND GENDER WISE DISTRIBUTION



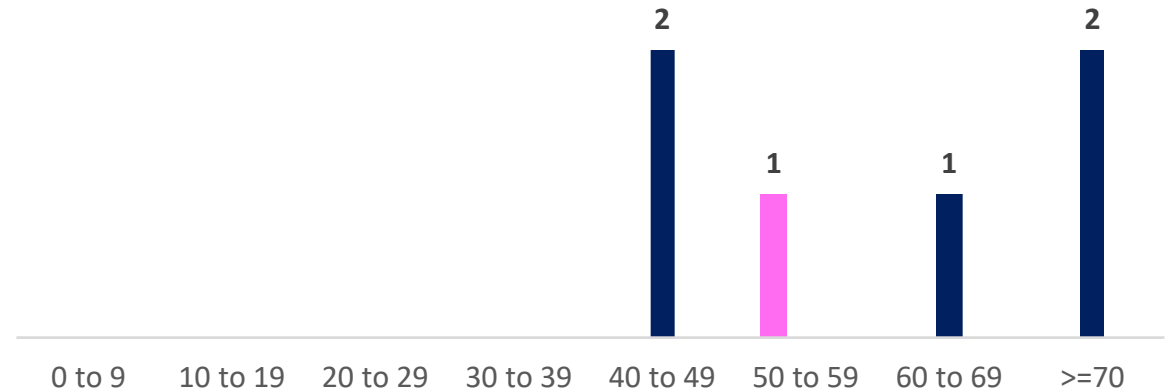
Positive Cases : 255



Recovered Cases : 107



Death Cases : 6





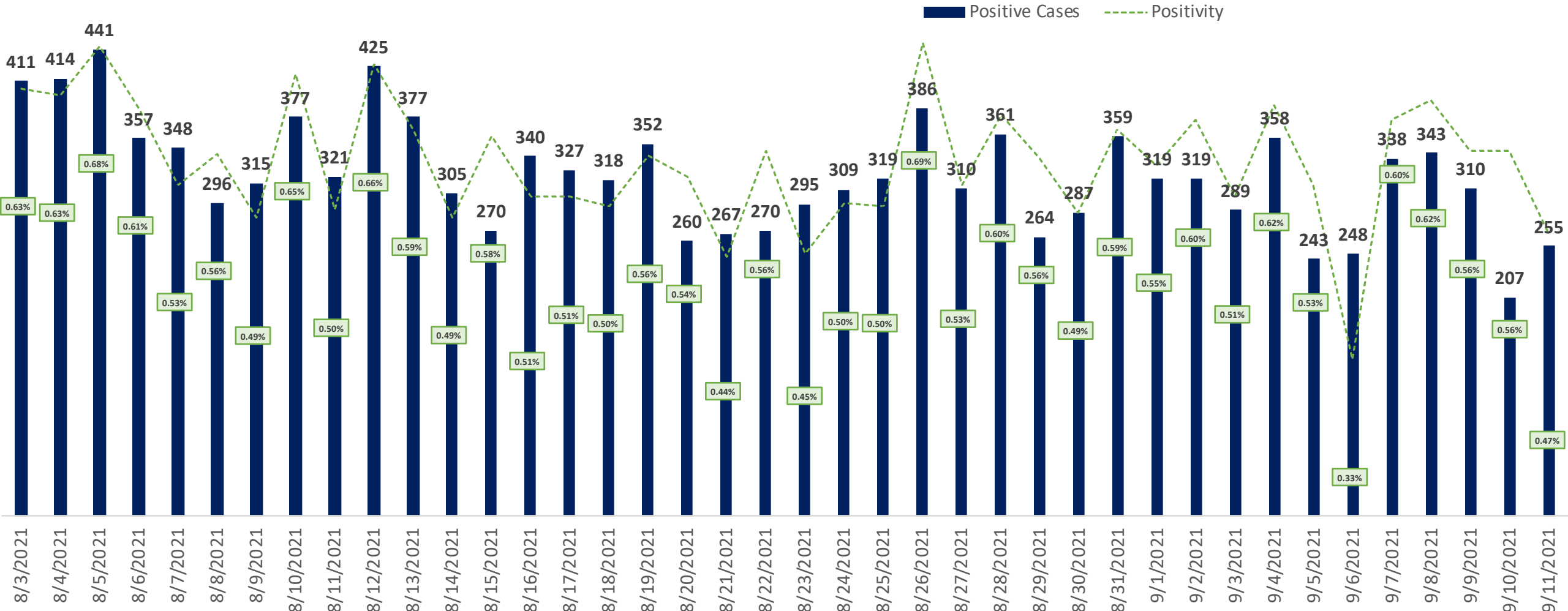
SNAPSHOT OF BENGALURU COVID-19 CASES IN LAST 8 WEEKS



	18-07-2021 To 24-07-2021	25-07-2021 To 31-07-2021	01-08-2021 To 07-08-2021	08-08-2021 To 14-08-2021	15-08-2021 To 21-08-2021	22-08-2021 To 28-08-2021	29-08-2021 To 04-09-2021	05-09-2021 To 11-09-2021
Total Positive Cases	2,571	2,988	2,738	2,416	2,134	2,250	2,195	1,944
Total Recovered Cases	6,071	2,602	2,764	2,720	2,516	2,645	2,292	1,749
Total Death Cases	36	48	34	23	22	24	41	29
Case Fatality Rate	1.40%	1.61%	1.24%	0.95%	1.03%	1.07%	1.87%	1.49%
Total Tests Conducted	4,15,519	4,13,715	4,39,417	4,30,327	4,11,839	4,13,519	3,92,430	3,79,583
Positivity Rate	0.62%	0.72%	0.62%	0.56%	0.52%	0.54%	0.56%	0.51%

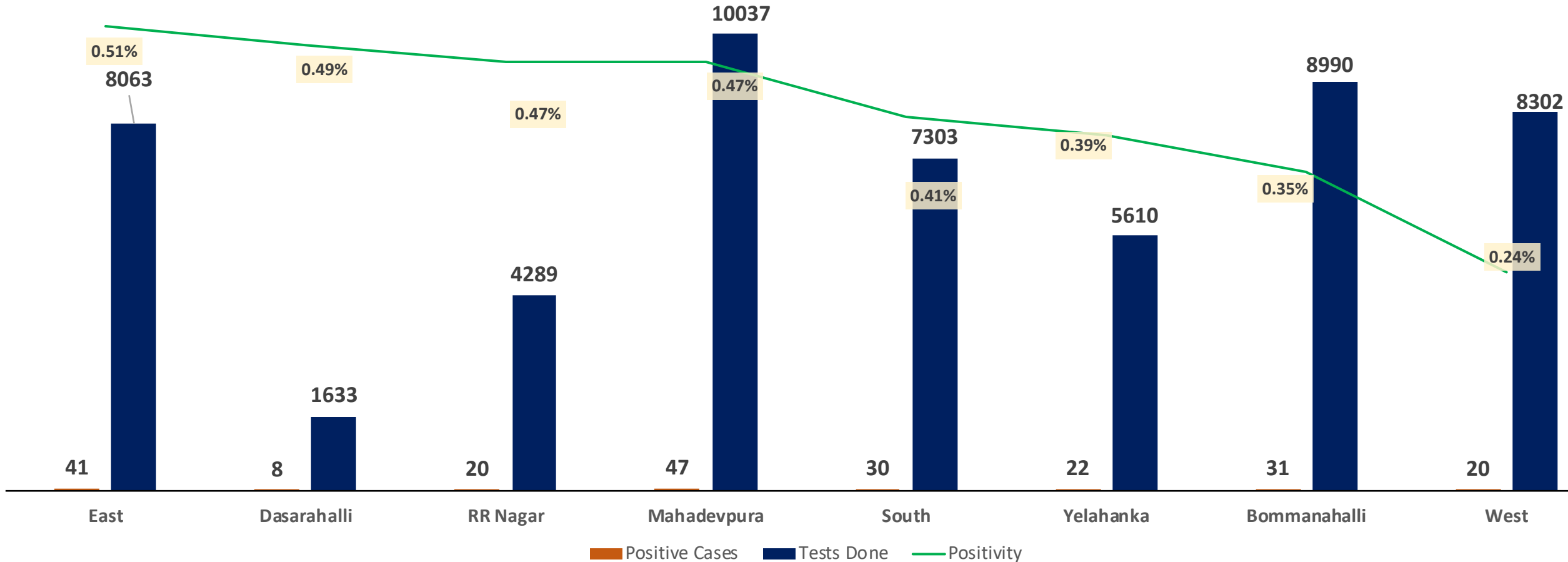


POSITIVITY RATE OF BENGALURU – LAST 40 DAYS



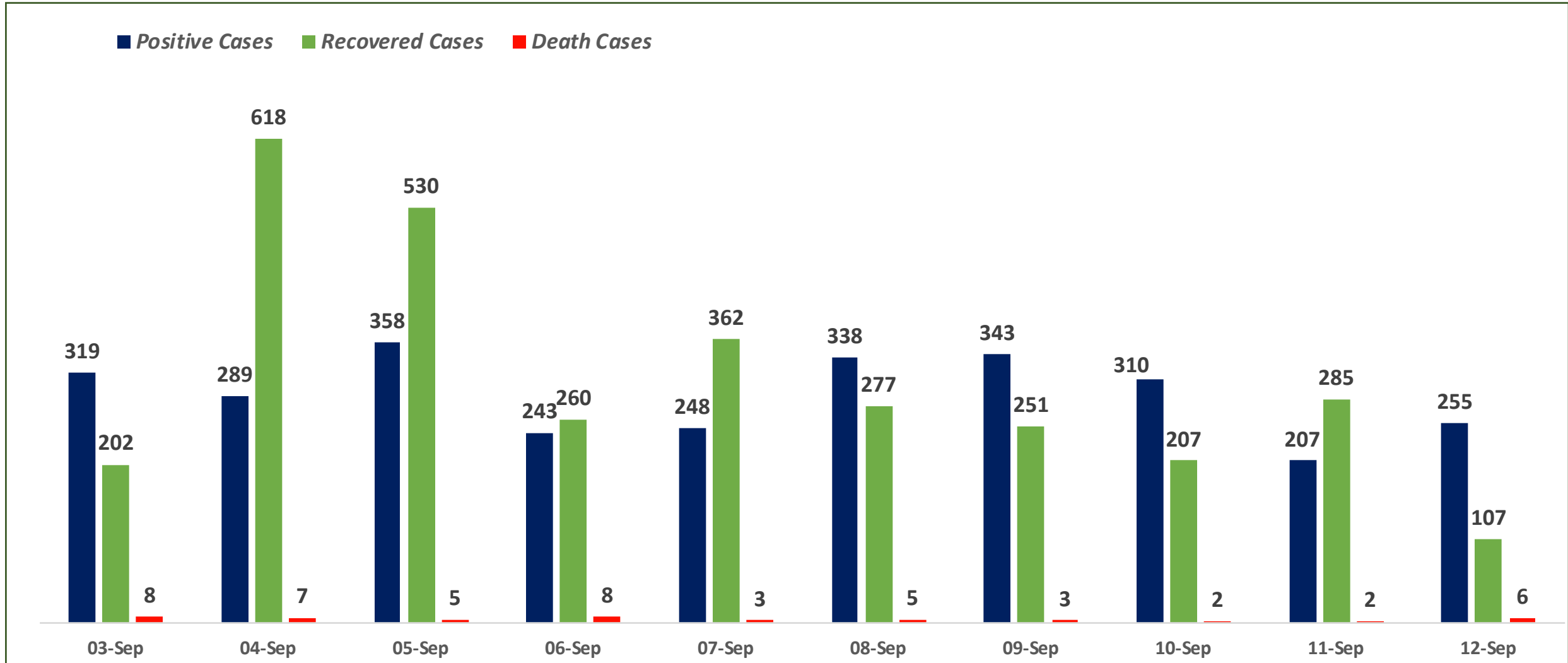


ZONE WISE AVERAGE POSITIVITY TREND FOR LAST WEEK





SNAPSHOT OF POSITIVE, RECOVERED AND DEATH CASES OVER LAST 10 DAYS ACROSS BBMP ZONES

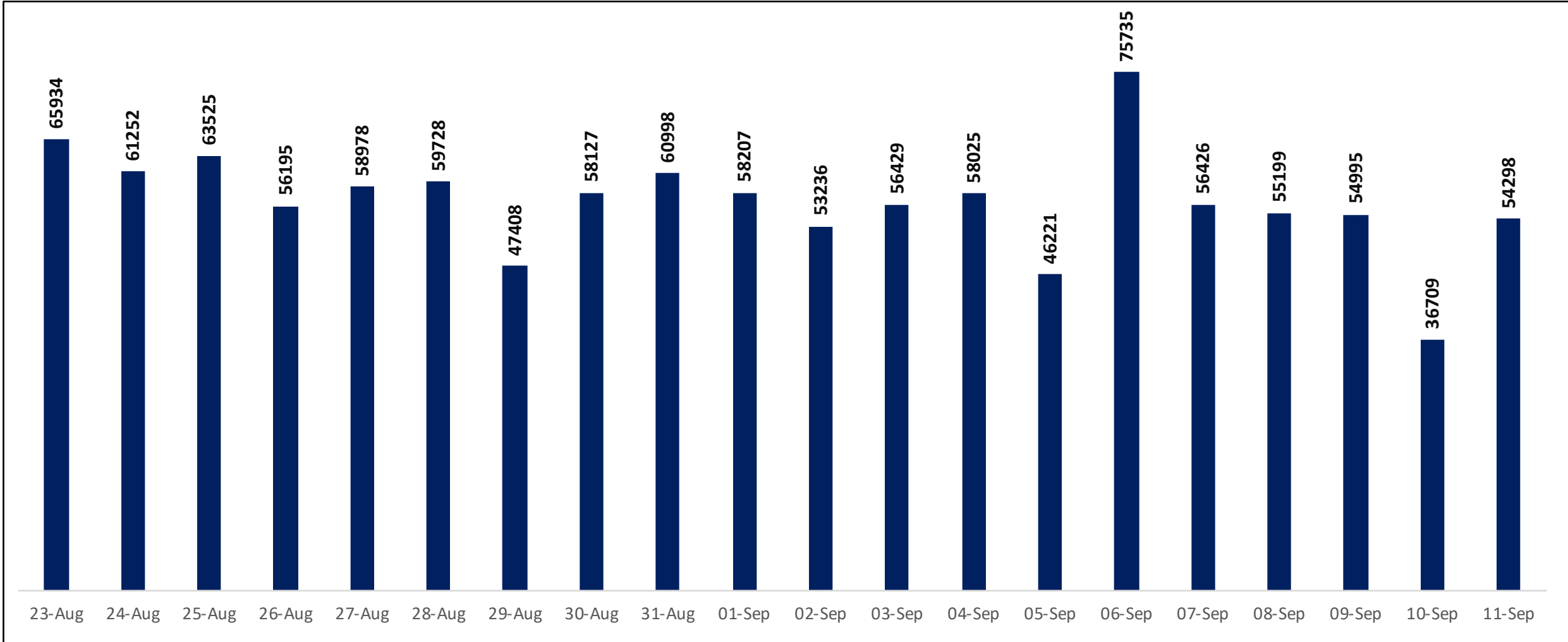




TESTING TRENDS IN BENGALURU

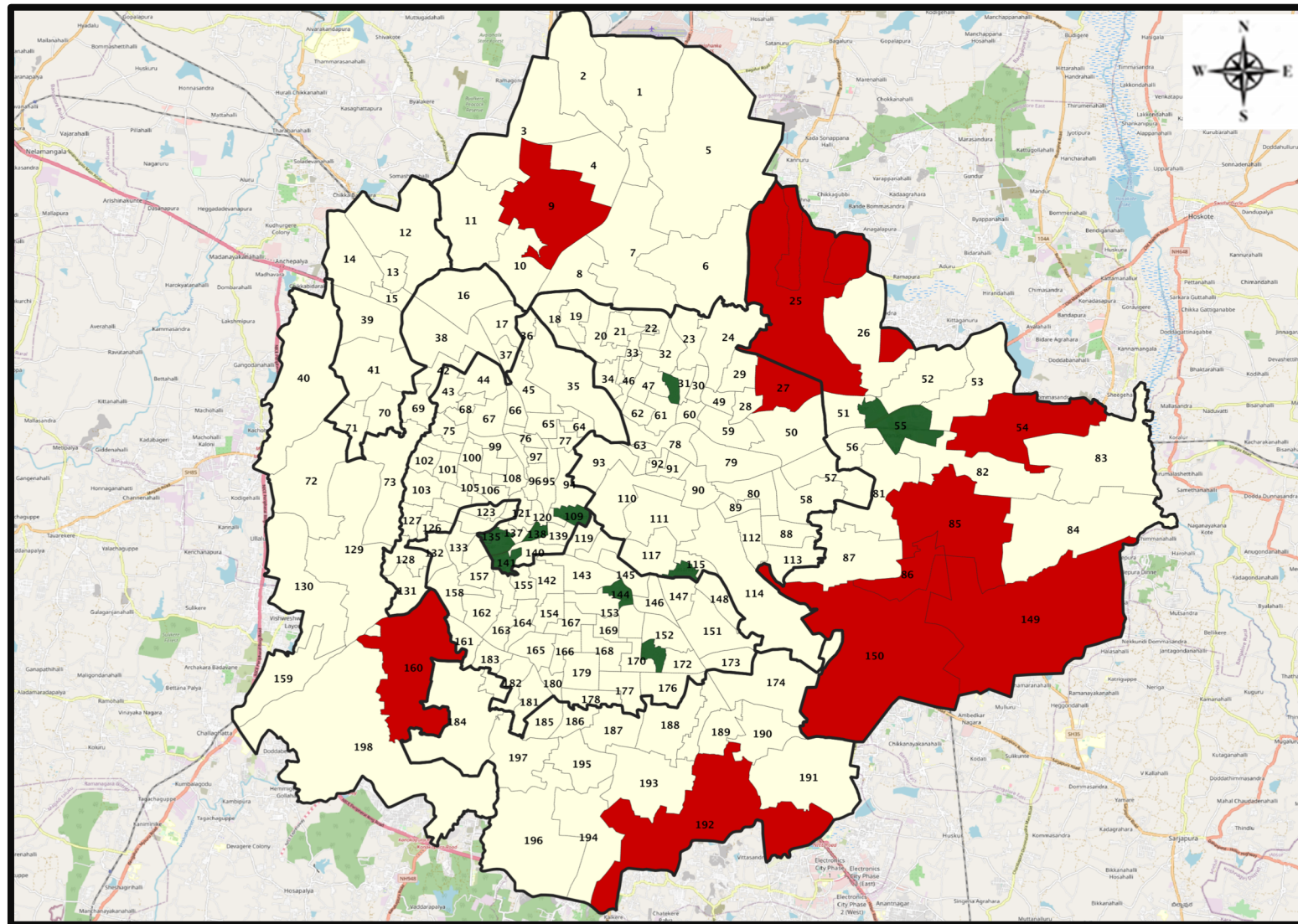


Total Test Conducted Till Date	Test Conducted Last 24 hours
1,91,75,221	54,298





BENGALURU URBAN MAP SHOWING TREND OF POSITIVE CASES IN LAST 10 DAYS



Top 10 wards reporting highest number of positive cases in last 10 days

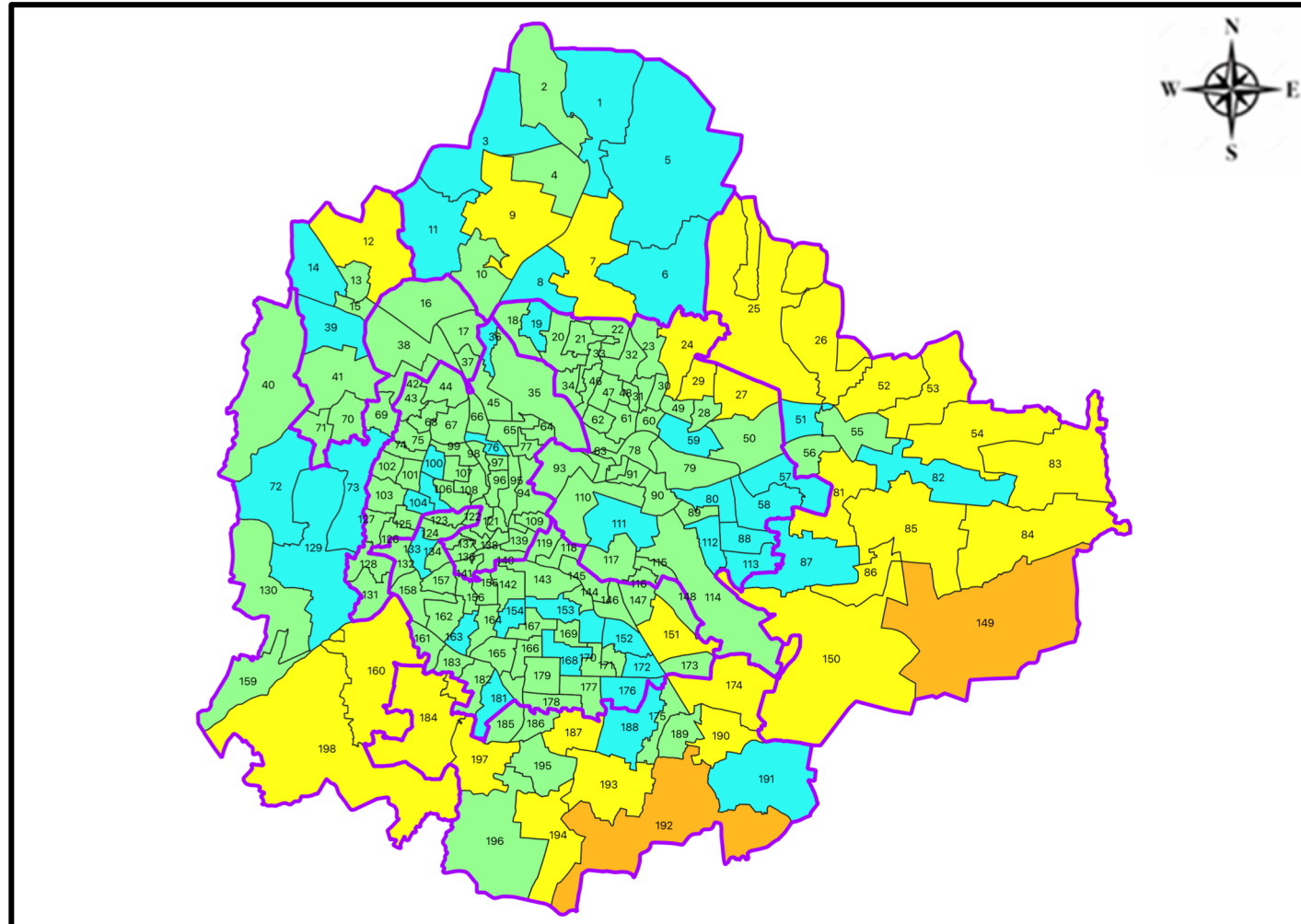
Ward No.	Ward Name	Daily Cases Average
149	Varthuru	6
192	Begur	5
25	Horamavu	5
160	Rajarajeshwari Nagar	5
54	Hudi	4
150	Bellanduru	4
9	Vidyaranyapura	4
86	Marattahalli	4
27	Banasavadi	4
85	Dodda Nekkundi	4







Top 10 wards reporting least number of positive cases in last 10 days

Ward No.	Ward Name	Daily Cases Average
48	Muneshwara Nagar	0
55	Devasandra	0
109	Chickpete	0
116	Nilasandra	0
135	Padarayanapura	0
136	Jagajivanram Nagar	0
138	Chalavadipalya	0
141	Azad Nagar	0
144	Siddapura	0
171	Gurappanapalya	0



BENGALURU MAP SHOWING INTENSITY OF POSITIVE CASES IN LAST 10 DAYS



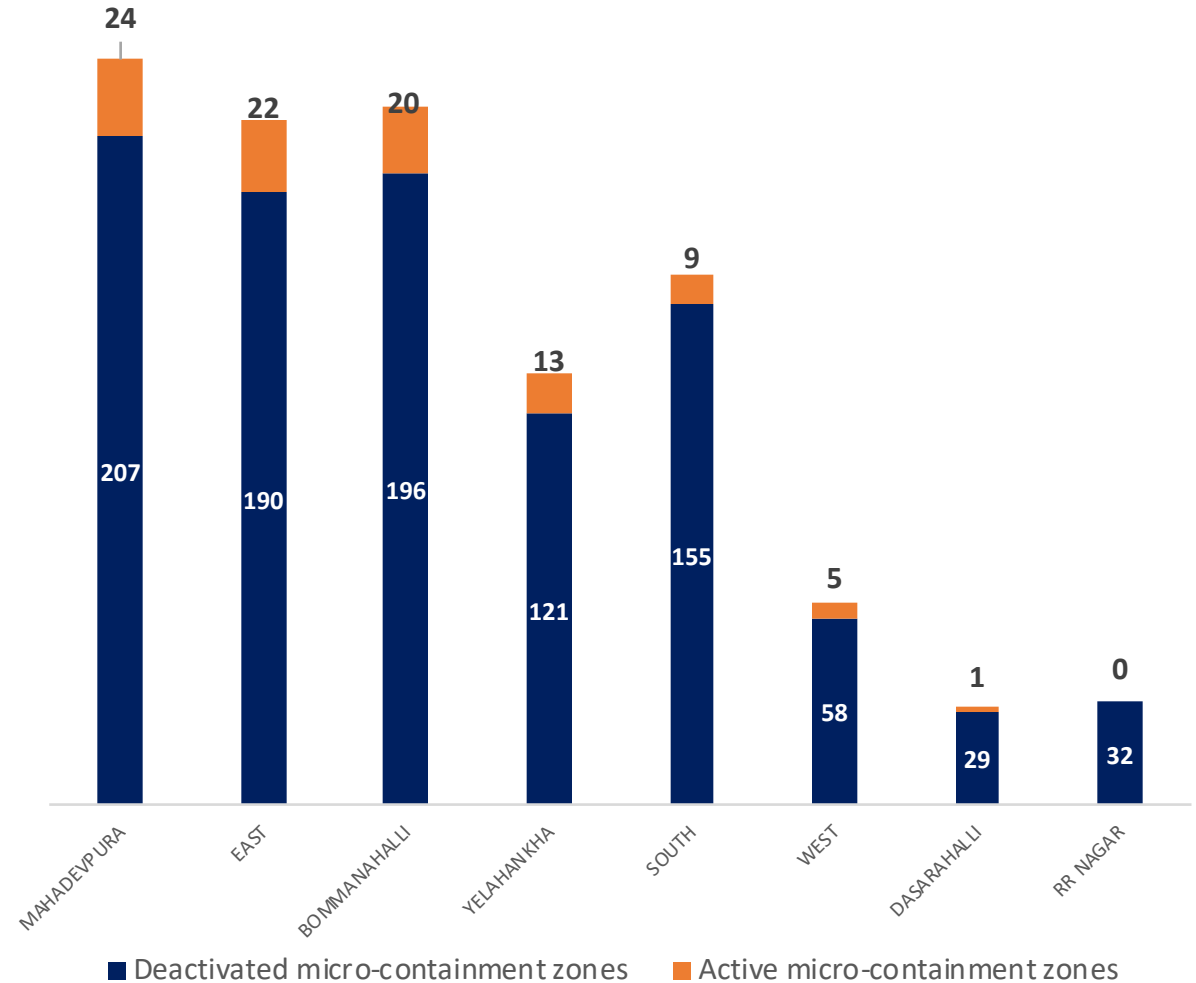
-  **Level 1 : 0 to 10 Cases**
-  **Level 2 : 10 to 25 Cases**
-  **Level 3 : 25 to 50 Cases**
-  **Level 4 : 50 to 100 Cases**
-  **Level 5 : Above 100 Cases**
-  **Zone Boundaries**



CONTAINMENT ZONE DETAILS

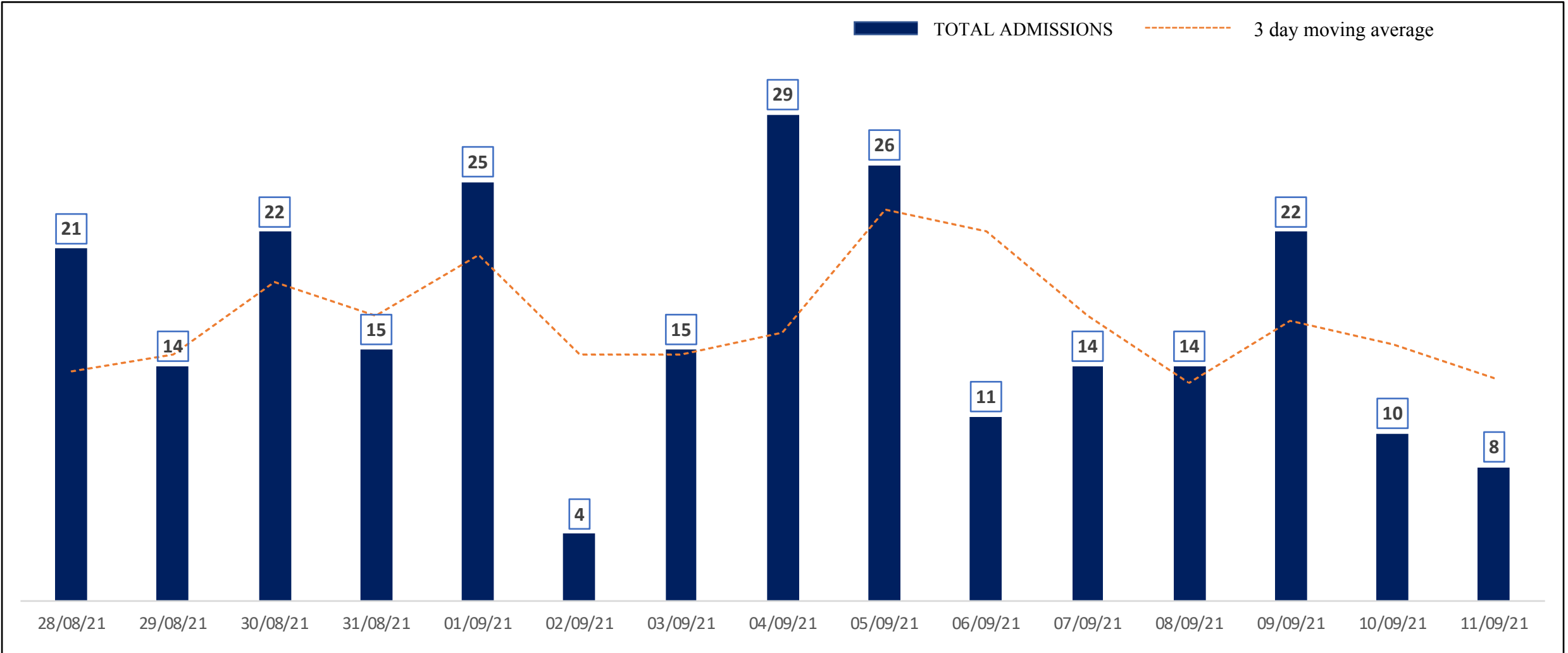


ZONE	TOTAL DECLARED	TOTAL DEACTIVATED	TOTAL ACTIVE
MAHADEVPURA	231	207	24
EAST	212	190	22
BOMMANAHALLI	216	196	20
YELAHANKHA	134	121	13
SOUTH	164	155	9
WEST	63	58	5
DASARAHALLI	30	29	1
RR NAGAR	32	32	0
TOTAL	1082	988	94





HOSPITAL & CCC ADMISSIONS LAST 15 DAYS TREND



* Only Government Quota Admissions through CHBMS considered

* Only Fresh Admissions considered



COVID BED STATUS AS ON 13.09.2021



SR. NO.	Facility Type	No. of Hospital	Total Allocated Beds for C+ Patients					Occupied Beds for C+ Patients					Net Available Beds for C+ Patients				
			Gen Beds	HDU	ICU Beds	ICU-V	Total	Gen Beds	HDU	ICU Beds	ICU-V	Total	Gen Beds	HDU	ICU Beds	ICU-V	Total
1	Government Medical Colleges	4	20	621	53	76	770	0	17	10	0	27	20	604	43	76	743
2	Government Hospitals	16	649	210	65	127	1,051	29	19	5	4	57	620	191	60	123	994
3	Covid Care Centres	7	265					39					226				
Total Beds		27	934	831	118	203	2,086	68	36	15	4	123	866	795	103	199	1,963

* Status as on 13.09.2021 – 6:00 PM

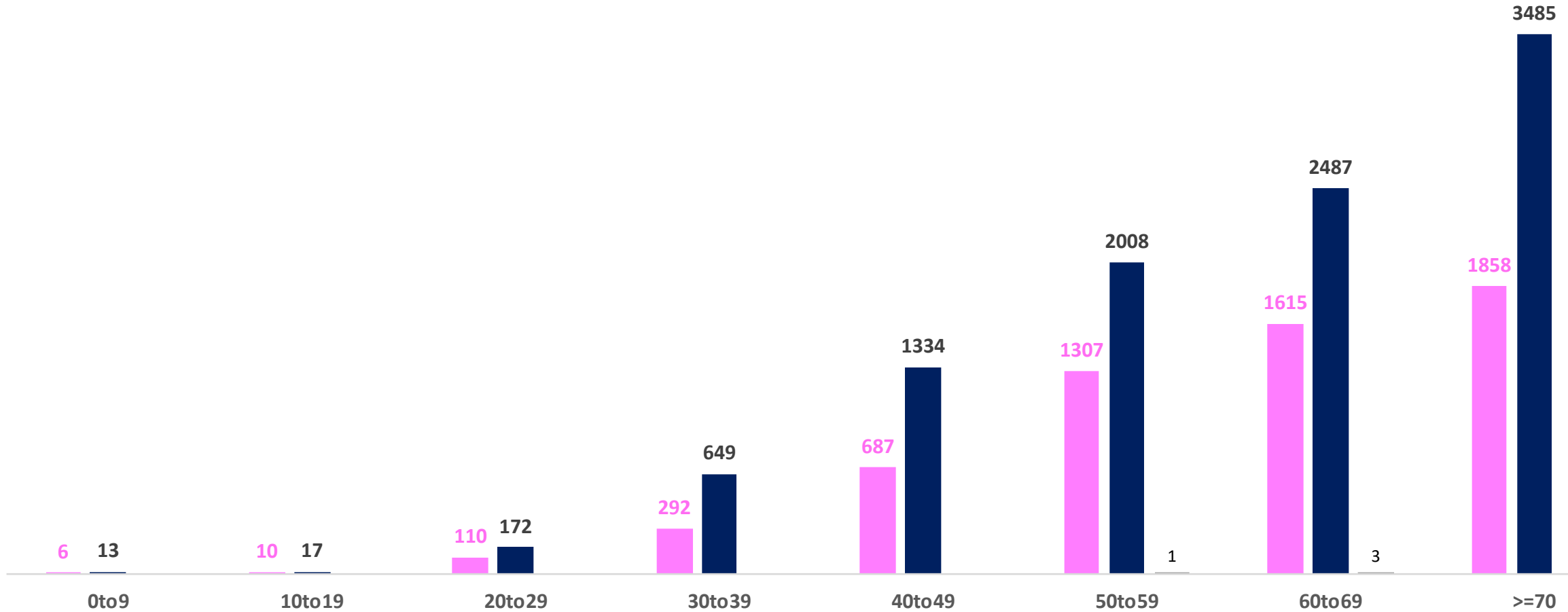


AGE AND GENDER WISE DISTRIBUTION OF DEATH CASES



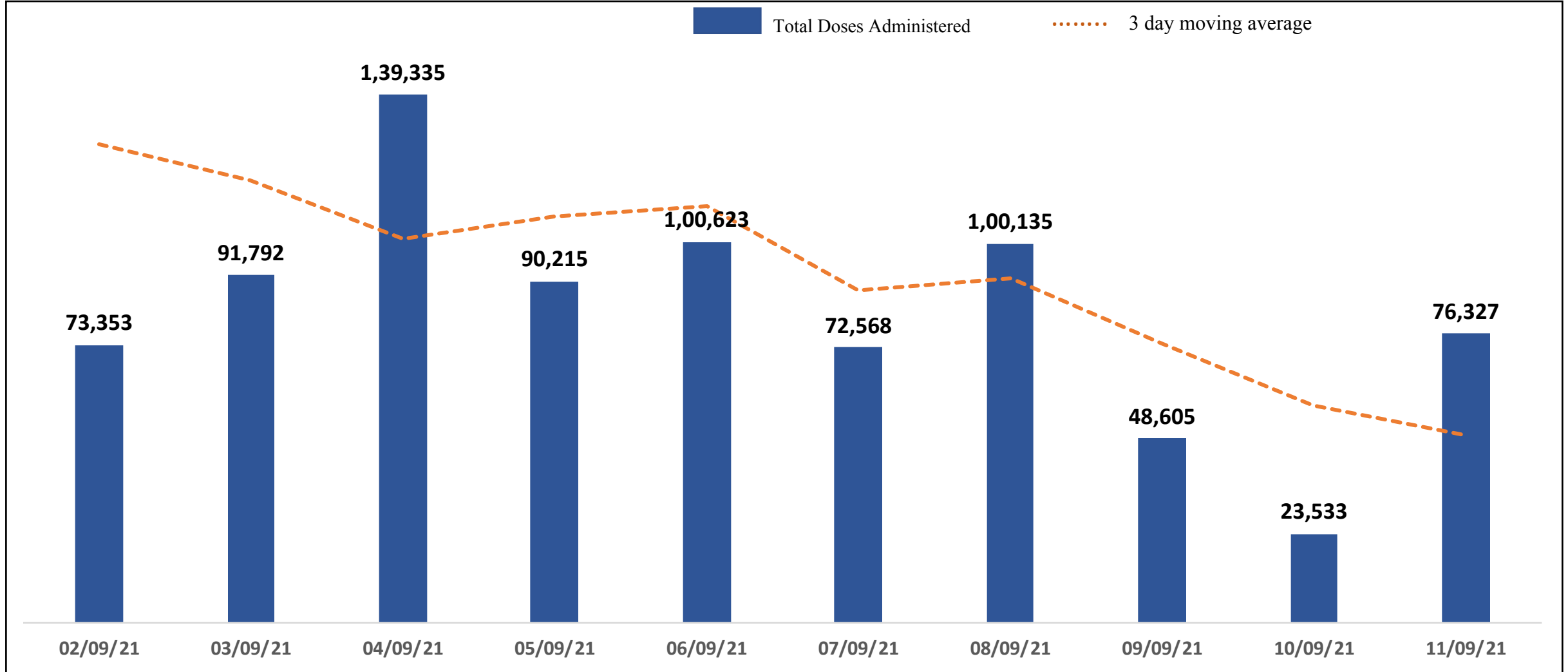
Death Cases: 16,054

Female Male Transgender





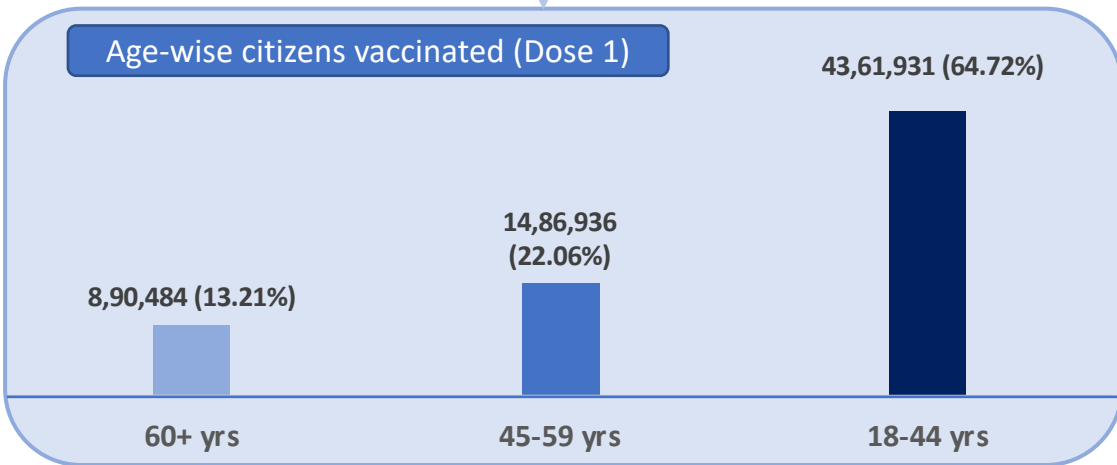
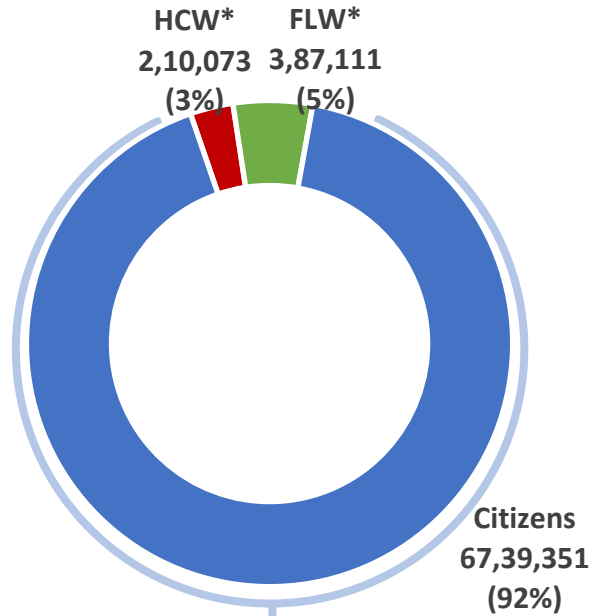
TOTAL VACCINE DOSES ADMINISTERED IN LAST 10 DAYS



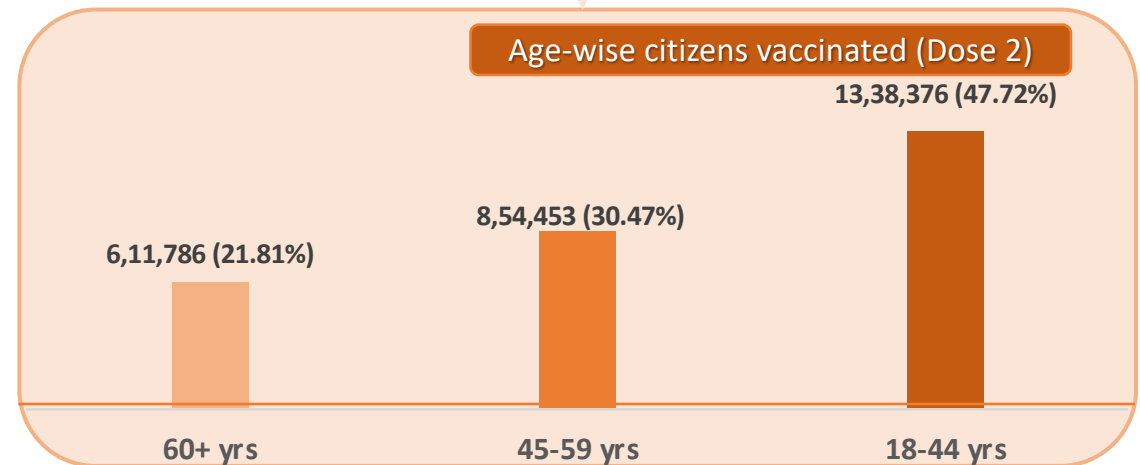
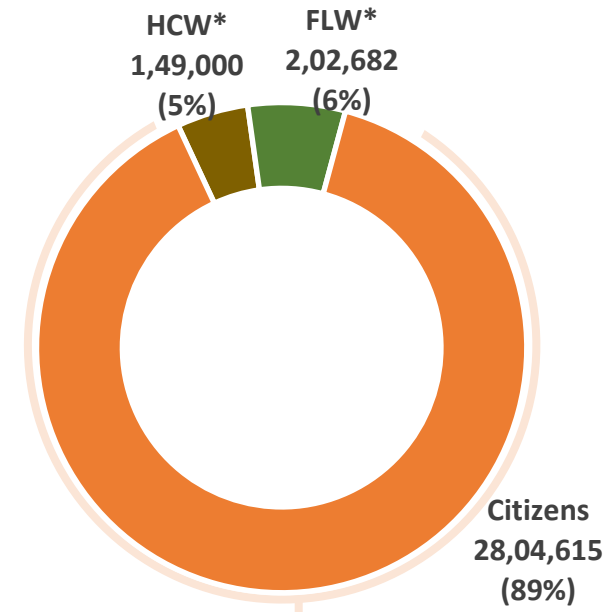


CATEGORY WISE CUMULATIVE VACCINATION IN BBMP

Dose 1



Dose 2



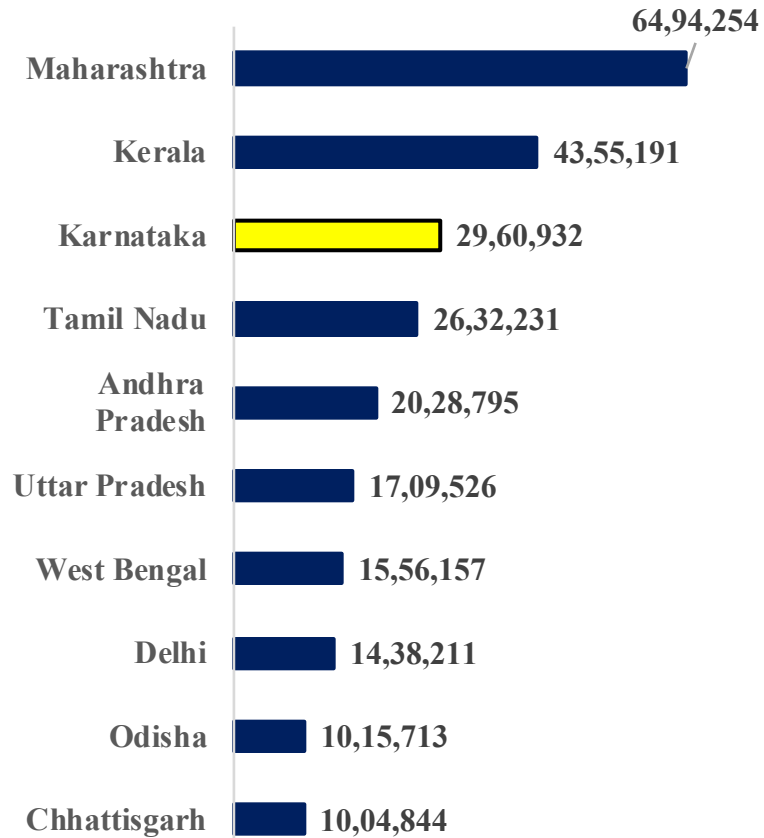
*HCW : Health Care Workers
*FLW : Front Line Workers



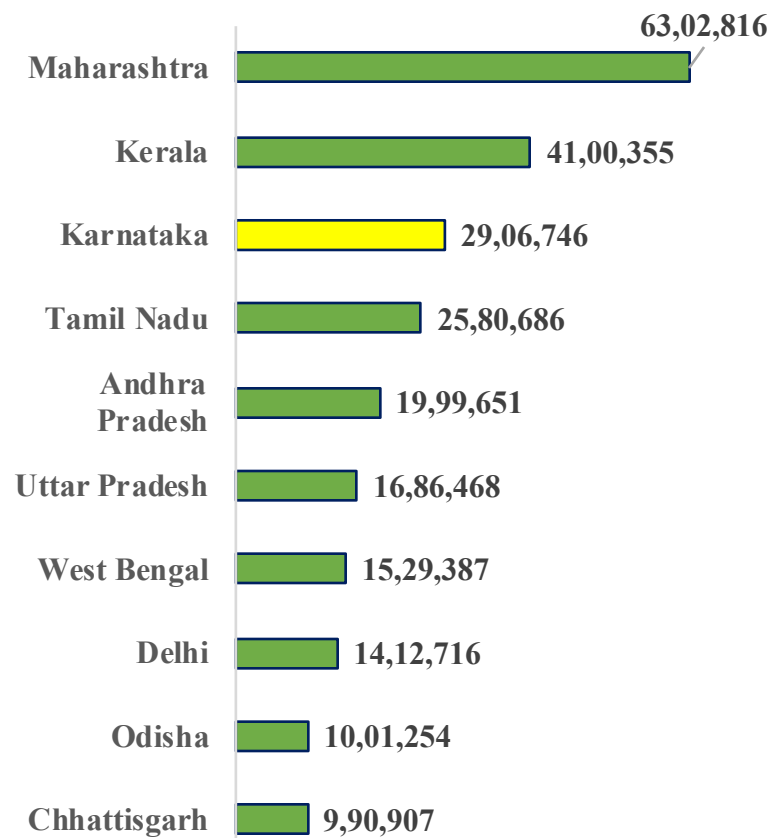
TOP 10 COVID19 AFFECTED INDIAN STATES



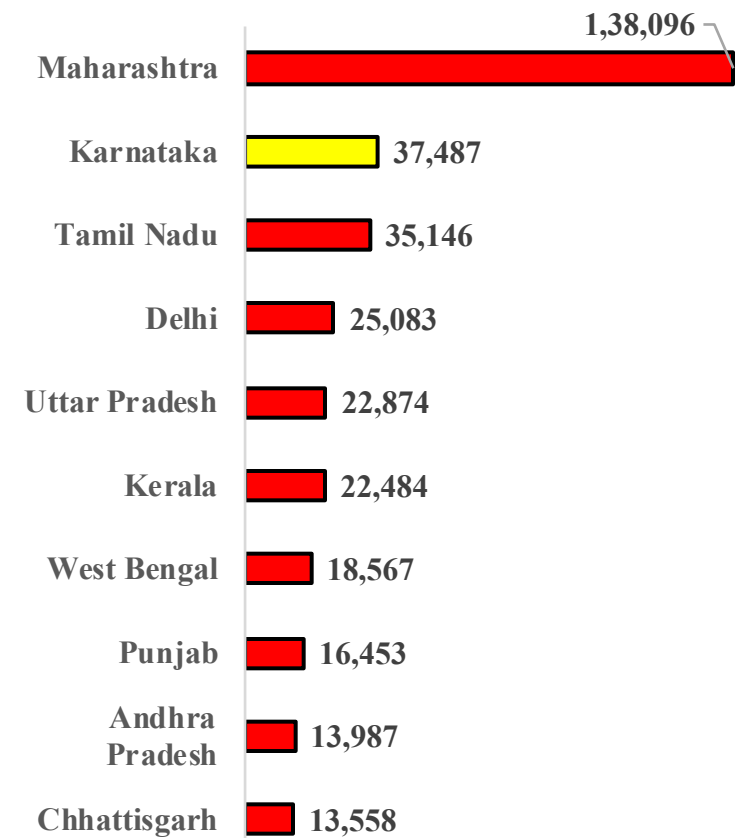
Total Positive Cases



Total Recovered Cases



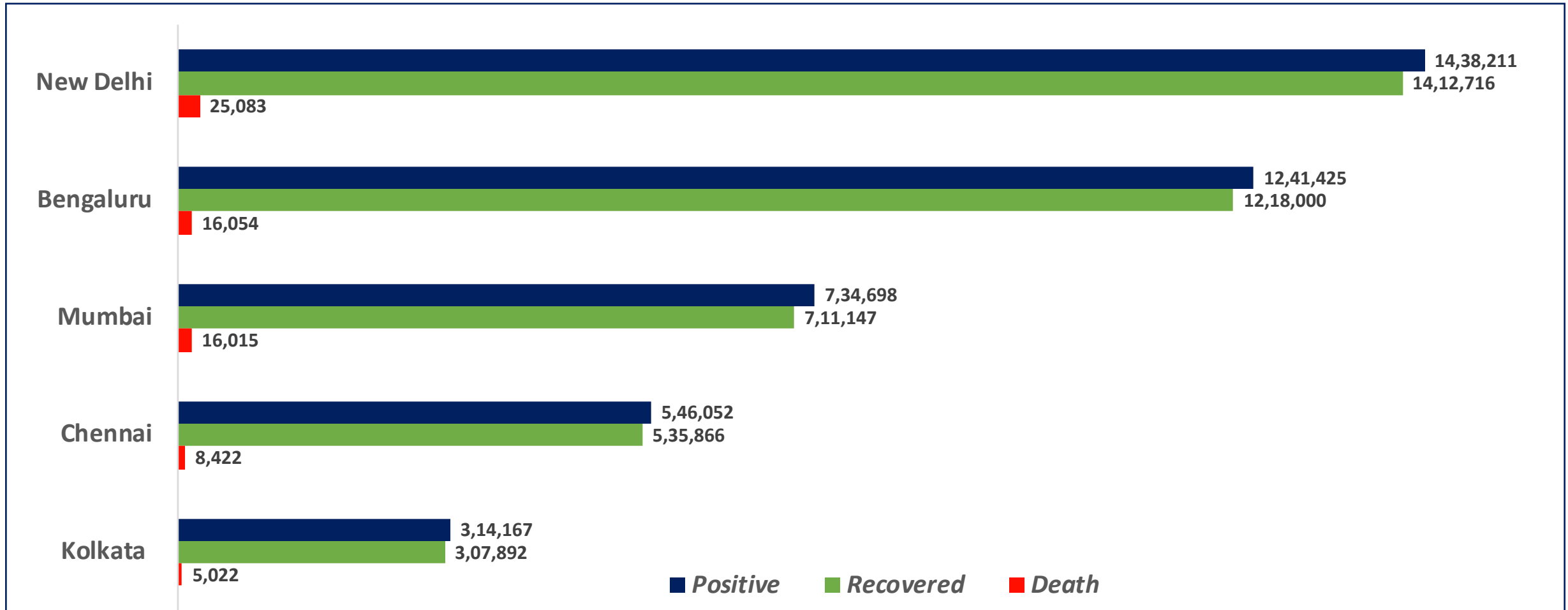
Total Death Cases



Source : <https://www.covid19india.org/> at 5:00 pm (12.09.2021)



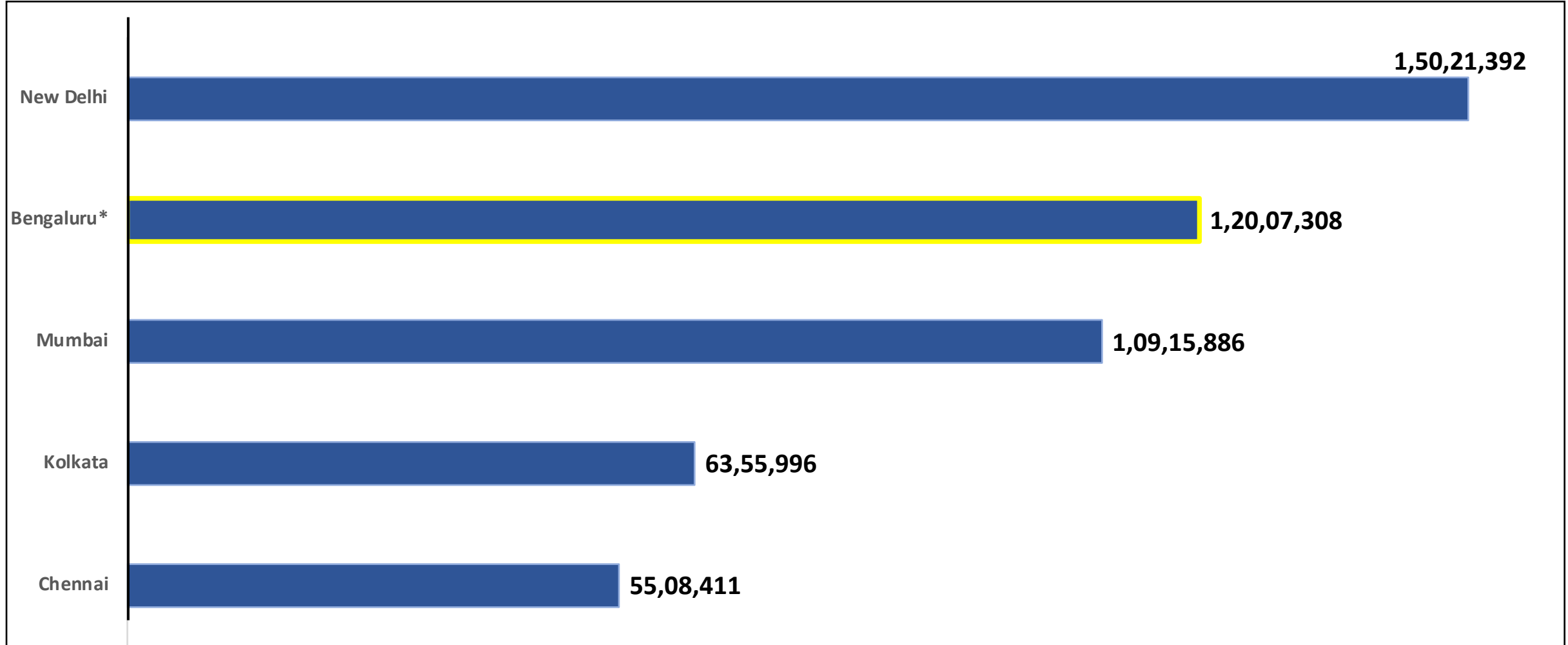
BENGALURU AND OTHER METROPOLITAN CITIES



Source : <https://www.covid19india.org/> at 5:00 pm (12.09.2021)



VACCINE DOSES ADMINISTERED IN BENGALURU AND OTHER METROPOLITAN CITIES



Source : <https://dashboard.cowin.gov.in/> at 5:00 pm (12.09.2021)

*includes BBMP & Bengaluru Urban



SNAPSHOT OF COVID-19 CASES IN BENGALURU URBAN



**Total Wards With
<=10 Cases* :
130**

**Tests Conducted
On 11.09.2021:
54,298**

**Recovery
Rate:
98.11%**

**Total
Active Cases :
7,371**

**Total Vaccinated on
11.09.2021:
76,327**

**Positivity
Rate* :
0.51%**

**Active
Rate:
0.59%**

**Case
Fatality Rate* :
1.49%**

*Total positive cases In the past 10 days

*CFR and positivity is for Past 7 days

Download BBMP Bulletin	https://apps.bbmpgov.in/covid19/mediabulletin.php
For BBMPCovid19 Bed Status:	https://apps.bbmpgov.in/covid19/en/Bedstatus.php
To register for vaccination :	https://selfregistration.cowin.gov.in/
BBMP COVID19 Dashboard:	https://apps.bbmpgov.in/covid19/
Follow us on:	www.facebook.com/bbmp.comm1/
	twitter.com/BBMPCOMM

Issued by:

Honorable Chief Commissioner, BBMP
Special Commissioner Health & IT, BBMP
MD, Bengaluru Smart City Limited

THANK YOU !

ಕೋವಿಡ್ ನೋಂಕಿನಿಂದ ಸಂಪೂರ್ಣ ಸುರಕ್ಷತೆ ಪಡೆಯಲು ಕೋವಿಡ್-19 ಲಸಿಕೆಯ ಎರಡೂ ಡೋಸ್‌ಗಳನ್ನು ತೆಗೆದುಕೊಳ್ಳುವುದು ಅವಶ್ಯಕ

1ನೇ ಡೋಸ್

ನೋಂಕಿನಿಂದ ಬೇತರಿಸಿಕೊಂಡ ನಂತರವೂ ಲಸಿಕೆ ಪಡೆಯುವುದು ಅತ್ಯವಶ್ಯಕ. ಇದು ನಿಮ್ಮನ್ನು ಪುನಃ ನೋಂಕಿತರಾಗುವ ಸಂಭವವನ್ನು ಕಡಿಮೆಗೊಳಿಸುತ್ತದೆ.

2ನೇ ಡೋಸ್

ಸಂಪೂರ್ಣ ಸುರಕ್ಷತೆ ಪಡೆಯಲು ಮೊದಲನೇ ಡೋಸ್ ನಂತರ ಎರಡನೇ ಡೋಸ್ ಪಡೆಯುವುದು ಬಹುಮುಖ್ಯ.

ಕೋವಿಡ್ ಲಸಿಕೆ ಪಡೆದರೆ
ಆರೋಗ್ಯ, ಹಣ, ವ್ಯಾಪಾರ ಎಲ್ಲವೂ ಸುರಕ್ಷಿತ
ಬೇವನ • ಬೇವನೋಪಾಯ • ಬಾಗರೂತ

ಎಲ್ಲರ ಸುರಕ್ಷತೆಗೋಸ್ಕರ ಇಂದೇ ಕೋವಿಡ್ ಲಸಿಕೆ ಪಡೆಯಿರಿ!

24x7 ಜ್ವರ, ನೆಗಡಿ, ಕೆಮ್ಮು ತರಹದ ಕೋವಿಡ್-19 ಲಕ್ಷಣಗಳಿದ್ದಲ್ಲಿ 104ಕ್ಕೆ ಕರೆ ಮಾಡಿ

ಮಾಸ್ಕ್ ಧರಿಸಿ ಕರ್ನಾಟಕ
Mask Up KARNATAKA